

The logo for Strawbees, featuring the word "Strawbees" in a bold, black, sans-serif font with a registered trademark symbol (®) to the upper right. The logo is set against a yellow background that is part of a larger graphic element on the left side of the slide.

Strawbees.®

Grant Writing Workshop

Empowering Teachers, Empowering Students

May 5th, 2021

Strawbees.®

Featuring

Education Specialists and
Curriculum Writers



Abby Yancey

US

abby.yancey@strawbees.com



Sam Yancey

US

sam.yancey@strawbees.com

Grant Writing Workshop



Strawbees.

Step 2: Imagining your students' futures

- ★ Reflect with and ask students about their hopes and dreams.
- ★ Unite your dreams with their dreams to make an even bigger vision!
- ★ Imagine money and resources are not a limiting factor.
- ★ Now you're ready to start thinking about different types of grants and fundraising.




Abigail Vanecko

Join for a session on learning the tricks of applying for US grants funding resources for your classroom. Sam and Abigail will share key writing tips, phrases, and ideas of how Strawbees can become part of your students' regular learning experiences! After completing this workshop you will structure a flexible outline with written principles for your next proposal.

View Recording: <https://youtu.be/Y1taj617TVU>

Strawbees.®

Our Story: Why STEAM Education?



Strawbees®

**Webinar Focus:
Powerful Grant
Writing**



Step 1

Create A Compelling Story and Vision



- ★ Reflect
- ★ Student successes and struggles
- ★ Authentic voice to tell your story
- ★ Dream big and ask big
- ★ Specific student needs
- ★ Data, demographics, and anecdotes

Step 2: Imagining your students' futures

- ★ Reflect with and ask students about their hopes and dreams.
- ★ Unite your dreams with their dreams to make an even bigger vision!
- ★ Imagine money and resources are not a limiting factor.
- ★ Now you're ready to start thinking about different types of grants and fundraising.



Strawbees.®

Step 3: Identifying Grants

★ Teacher
Fundraising sites



**DONORS
CHOOSE**

 Adopt A Classroom.org

 gofundme™

Step 3: Identifying Grants

★ Teacher
Fundraising sites


★ Competitions



[Strawbees Global Challenge](#)

[Do Your :Bit Challenge](#)

Step 3: Identifying Grants


- ★ Teacher Fundraising sites
- ★ Competitions
- ★ Local and Regional Grants  More flexible, smaller awards, dependent on where you live

Step 3: Identifying Grants

- ★ Teacher Fundraising sites
- ★ Competitions
- ★ Local and Regional Grants
- ★ Private Companies, Foundations, and National Grants



SIEMENS
STEM DAY
TOSHIBA





Strawbees Grant Guide

[Grant Planner](#)

Visit this Strawbees link:

<https://strawbees.com/grants/>

- ★ Find an organized, drop-down menu of different available grants.
- ★ Learn grant tips.
- ★ Fill out grant application help form.

GRANT APPLICATION HELP

Name

Email Address

Country

Grant description (explain what is the grant, and include a link if possible)

What do you need help with?

What is your role?

K-12 Teacher

STEAM / Tech Coach

Librarian

Parent (home schooling)

Reseller / Distributor

Other

What product range are you interested in?

Building system

Coding and robotics (Quirkbot)

Coding and robotics (micro:bit)

Other

Step 4: Effective Grant Writing



- ★ Find the best time in your schedule for writing.
- ★ Consider teaming up with fellow educators
- ★ Ask your administrator for the time and resources that you need to write a successful grant.
- ★ Overwhelmed? Find out when your grant is due and create a timeline for each component.

Step 4: Effective Grant Writing

- ★ Check off grant tasks as you complete them.
- ★ Tailor your vision to the grant.
- ★ Create a short list of potential grant readers.
- ★ Make sure to check and follow grant requirements.



Step 5: Specify Implementation


Formulate a realistic and well-reasoned budget, implementation plan, and timeline to accomplish your project:

- ★ Provide clear accounting.
- ★ Circle back to your compelling vision.
- ★ Make a timeline for project implementation
- ★ Look for further requirements for follow-up



Step 6: Grant Content:

- ★ **10 key reasons why Strawbees is uniquely situated to be your STEAM solution**
- ★ **Concepts will strengthen your grant-writing**



★ 1. Strawbees is kid-approved and award-winning



K12 Award
2020 short listed
QS REIMAGINE
EDUCATION
Wharton THE CENTER FOR
LEARNING LAB

2020 NORDIC
BALTIC EDTECH
 **50**
Holon IQ

 FRAMTIDSBOLAG
2020
TECHARENAN
CHALLENGE

#KIDS
JUDGE 
BETT 2020 KIDS JUDGE AWARD

 **NORRSKEN AWARD**
THE BIGGEST NORDIC PRIZE FOR IMPACT STARTUPS
NOMINATED 2019


NORDIC
EDTECH
AWARD
2018

Make:
Maker of the year 2014


Swedish Recycling
Årets Innovationspris 2011
AWARD
Årets Entreprenör

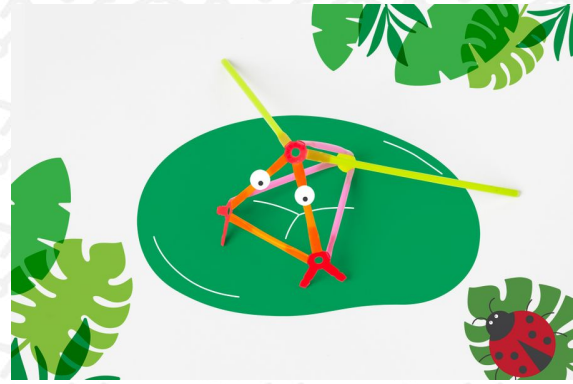
★ 2. New Strawbees Digital Platform on Strawbees Learning

- To be released in June
- Student and teacher-facing resources for effective engagement
- Standards-aligned lessons and activities save teacher planning time
- Ability to assign work and create your own courses, tailoring to student interest!



Strawbees.[®]
C L A S S R O O M






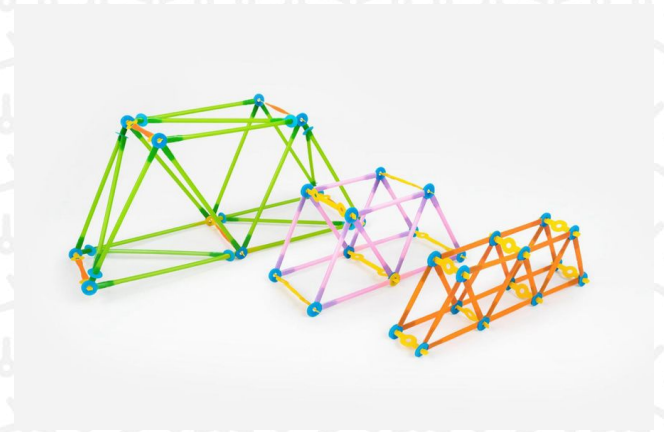
★ **3. Ability to scale designs up or down to support and challenge all students**



★ **4. Adaptable for both individual and collaborative STEAM learning**



★ 5. Versatile, open-ended system for hands-on, creative learning.



AGE AND GRADE

Ages 6 and up
Grade in US schools: 1st grade and up

NUMBER OF STUDENTS

30 students

GREAT FOR

Afterschool programs
Competitions and Events
Makerspaces
School Classrooms
Science Centers
Summer Camps

NUMBER OF PIECES

4200 pieces


★ **6. Strawbees supports multiple uses, learning settings, and academic purposes**




★ 7. Budget friendly,
cost effective per
student and per group





★ 8. Opportunities to rapidly build, test, and experiment with prototypes that mimic real-life movements and mechanisms!



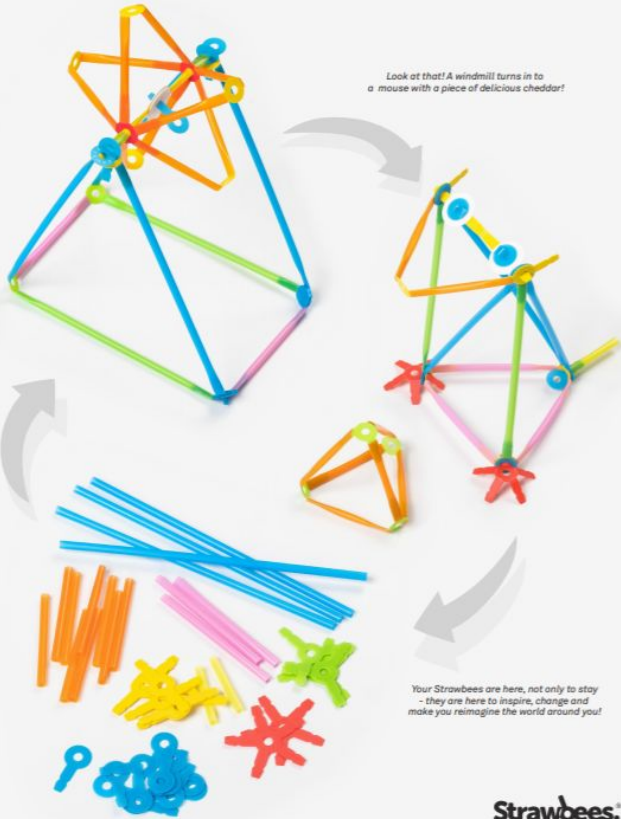


★ 9. Sustainable tinkering and combines well with maker materials like paper, aluminum foil, and cardboard



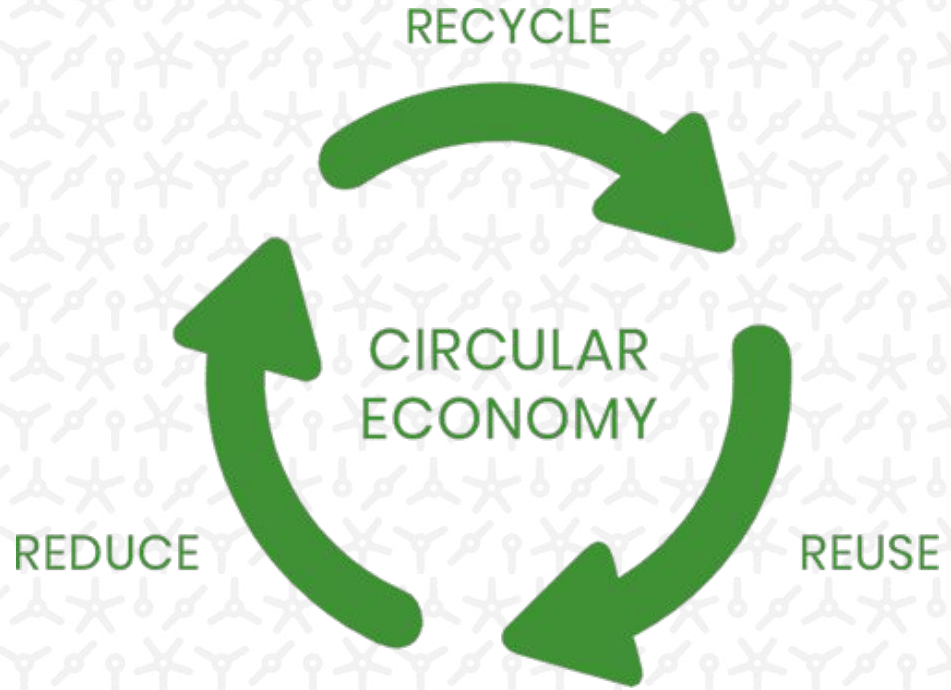
MULTIUSE CYCLE

The infinite lifecycle of Strawbees, here presented as a variation of builds originating from the same stack of components. Even with a limitation of material, the possibilities are endless!



Strawbees.
EDUCATION

★ 10. A reusable, long-term investment



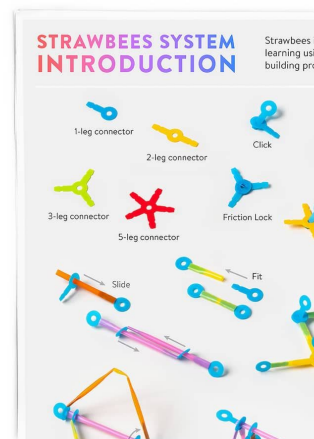
★ Specific Questions about Grant-Writing:

★ What are you still wondering about grant writing?



questions

★ Drawing for our Strawbees prize!



x 1 poster



x 1 booklet

thank
you

and



Resources 1/2



Grant Writing Help Form	https://strawbees.com/grants/
Purchase Orders	https://strawbees.com/purchase-orders/
Do Your :bit Global Challenge	https://www.microbit.org/projects/do-your-bit/challenge/
Strawbees Global Challenge	https://strawbees.com/global-challenge/
Grant Template	https://docs.google.com/document/d/1ZVMNgLjcDvrYppSLDmCWMZFcp01h5Ucf006rkv-RBY8/edit?usp=sharing
Strawbees Grant Article	https://docs.google.com/document/d/1xzWWalbHWFwTf0Q1kkXh1FQ0ByrPyTR8-htBxmYXSQ8/edit?usp=sharing
Sustainable Tinkering	https://strawbees.com/sustainability/

Resources 2/2



Grant - Pitsco Education	https://resources.pitsco.com/pitsco-grant-app
Grant - Infosys Foundation	https://www.infosys.org/infosys-foundation-usa/grants.html
Grant - Toshiba	https://www.toshiba.com/taf/612.jsp
Grant - Eduporium	https://www.eduporium.com/eduporium-tech-grant
Grant - Siemens STEM Day	https://siemensstemday.com/sweepstakes
Grant - Ford	https://www.fordfund.org/education/steam
Grant - Cognizant	https://www.cognizant.com/Resources/2019-cognizant-making-the-future-grant-guidelines-and-application.pdf